

56 Sparta Avenue • Newton, New Jersey 07860  
(973) 300-3000 Sales • (973) 300-3600 Fax  
www.thorlabs.com

**THORLABS**

## MYOB-HR-M01 - May 2, 2016

Item # MYOB-HR-M01 was discontinued on May 2, 2016. For informational purposes, this is a copy of the website content at that time and is valid only for the stated product.

### FIBERBENCH ADJUSTABLE OFFSET MIRROR MODULES

- ▶ Adjustable Offset Mirror Modules
- ▶ Compatible with FiberBenches
- ▶ Protected Gold Mirrors
- ▶ Vertical and Horizontal Mounting Options Available

#### Application Idea

Polarization Splitter with PBB Polarizer and MYOB Mirror Module



MYOB-HL-M01



MYOB-VR-M01

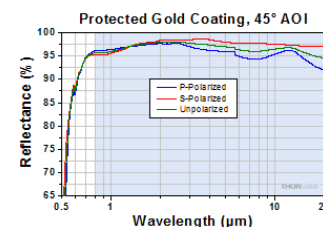


[Hide Overview](#)

## OVERVIEW

### Features

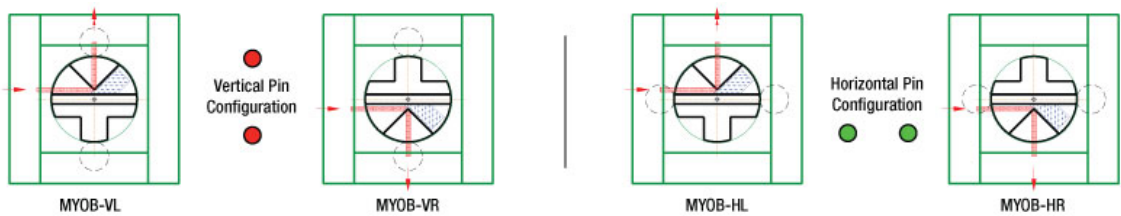
- Gold-Protected Mirror Mounted on Flexure Base
- Compatible with FiberBenches
- Clear Aperture: Ø1.0 mm
- Wavefront Distortion:  $\lambda/4$
- Reflectivity: >95% (800 nm to 20  $\mu\text{m}$ )
- 6° Tip/Tilt Adjustment,  $\pm 5^\circ$  Rotation Adjustment
- Separated by Mounting Orientations (Vertical/Horizontal) and Handedness (Right/Left)
- Please Contact Tech Support for Special Wavelengths or Other Custom Requests



Click to Enlarge  
Excel Spreadsheet with Raw Data for Protected Gold

These mirror modules incorporate an enhanced gold-protected mirror mounted on a flexure base. The base allows for tip, tilt, and rotational adjustment for precision beam alignment and steering control. The modules are mounted to provide easy access to the adjustment mechanism without interfering with the beam path. The mirror is positioned off axis from the center beam path such that it will intersect the displaced beam from a preceding polarizer and reflect it by 90°. The PBB polarizer and MYOB mirror can be combined to create a Polarization Splitter (see the *Application* Tab for more details).

Care should be taken to choose a mount that directs the beam to the correct port's path so that the adjusting screws are in a convenient position for the required setup. Please see the *Pin Configuration* Tab for help in selecting between vertical and horizontal mounting orientations, as well as left- and right-handed orientations.



FiberBench Accessories			
FiberPorts	Optic Mounts	Alignment Tools	Polarizers
Beamsplitter Modules	Mirror Modules	Rotating Wave Plates	FiberBenches

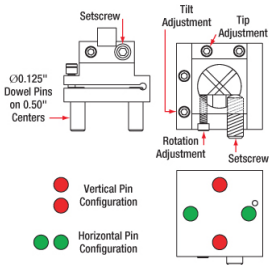
[Hide Pin Configuration](#)

PIN CONFIGURATION

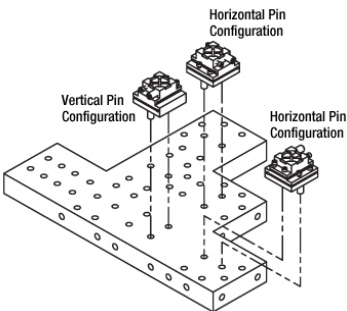
The flexure base has two basic pin mounting orientations: **vertical** and **horizontal**. Although the vertical pin configuration is the most common, both the vertical and horizontal pins are compatible with our FiberBenches. Please be careful about sending the beam to an available port. A vertical pin configuration is defined as having the pins mounted parallel to the rotation adjustment screw. In the horizontal configuration, the pins will be mounted perpendicular to the rotation adjustment screw.



The flexure bases are also separated by handedness: **right** or **left**. The right or left designation will determine the orientation of the cube, plate, or mirror with respect to the rotation adjustment screw and refers to how the beam will be turned. See the sketches and diagrams below for help in selecting a component.



Horizontal and Vertical Pin Configurations  
[Click to Enlarge](#)



Flexure Base on FT-114X149 Multi-Axis FiberBench  
[Click to Enlarge](#)

[Hide Application](#)

APPLICATION

Polarization Splitter

A Polarization Splitter can be assembled using the components listed in the below table. The MYOB mirror is positioned such that it will intersect the displaced beam from the preceding PBB polarizer and reflect it by 90°. This combination simplifies the alignment of complex systems by de-coupling the transmitted and reflected beams, thus allowing for the independent adjustment of each beam path. Alignment is critical when aligning systems with a PBB/MYOB combination as clipping can occur if the beam is too large or not centered.

Item #	Qty	Description
FT-51X60	1	Multi-Axis FiberBench
HCA3	3	FiberBench Wall Plate
PAF-X-2-C	3	FiberPort Collimator/Coupler
PBB-IR-10-L	1	Calcite Walk-Off Polarizer (Left-Handed)
MYOB-VL-M01	1	Adjustable Offset Mirror Module
P1-830A-FC-2 (or similar cable)	2	SM or PM Fiber Patchcord Required



[Click to Enlarge](#)

[Hide Part Numbers](#)

Part Number	Description	Price	Availability
MYOB-VL-M01	FiberBench Mirror Module, Gold Coated, Vertical Left	\$357.00	Today
MYOB-VR-M01	FiberBench Mirror Module, Gold Coated, Vertical Right	\$357.00	Today
MYOB-HL-M01	FiberBench Mirror Module, Gold Coated, Horizontal Left	\$357.00	Today
MYOB-HR-M01	FiberBench Mirror Module, Gold Coated, Horizontal Right	\$357.00	Today

Visit the *FiberBench Adjustable Offset Mirror Modules* page for pricing and availability information:  
[https://www.thorlabs.us/newgrouppage9.cfm?objectgroup\\_id=3124](https://www.thorlabs.us/newgrouppage9.cfm?objectgroup_id=3124)