

▼ CHAPTERS

Tables/ Breadboards

Mechanics

Optomechanic Devices

▼ SECTIONS

Mini Series

Ø1/2" Post Assemblies

Ø1" Post Assemblies

Ø1.5" Post Assemblies

Mounting/Angle Brackets

Lab Platforms

Instrument Shelves

Lens Tubes

Cage Systems

Optical Rails

Mirror Mounts

Kinematic Mounts

Fixed Mounts

Translation Mounts

Rotation Mounts

Filter Mounts

V-Mounts

Irises/Apertures

Adapters

30 mm Removable Segment Cage Plates



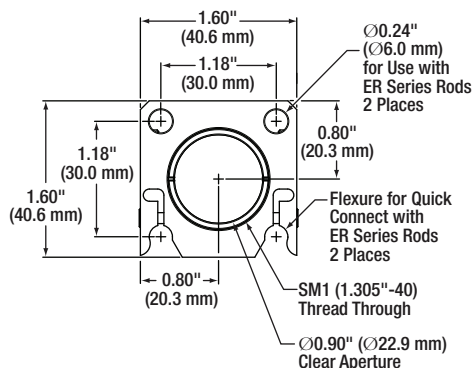
CP09
0.35" Thick



CP09T
0.50" Thick

SM1 (1.035"-40) Thread


- Insert or Remove Cage Segments while Maintaining Rigidity of Existing Cage System
- Flexure Cam Lock Design
- Compatible with 30 mm Compact Cage Systems
- Accepts Ø6 mm Rods
- Connect to Rods via 4-40 Setscrews
- SM1 (1.035"-40) Internal Thread
- Available in 0.35" or 0.50" Thick Versions




The 30 mm Removable Segment Cage Plates provide the means to extract a portion of a cage system and replace it with other pre-aligned segments, as illustrated in the photos below. These cage plates add versatility to a cage system without disturbing any pre-aligned components and while maintaining the rigidity of the cage system. They are equipped with a flexure cam lock to hold the cage plate in position prior to final tightening via the included 3/32" (2.5 mm) cap head screws.

Assembling a Removable Cage Segment

1. Use an CP09T cage plate to create an interface for a removable cage segment. Two cage rods pass completely through the holes in the cage plate and are secured using the side-located 4-40 setscrews. The remaining cage rods only pass halfway through the flexure clamp as shown. Do not tighten the flexure mechanisms at this time.
2. The removable cage segment is constructed using CP09 or CP09T cage plates. The cage rods in the removable segment need to be long enough so that they fit into the flexure clamp of the outer CP09T cage plates.



3. The completed cage system is shown to the right. To lock the removable cage segment, tighten all of the flexure mechanisms by tightening the 3/32" (2.5 mm) cap head screws. To remove the segment, simply loosen the screws on the flexure mechanisms.



ITEM #	METRIC ITEM #	\$	£	€	RMB	DESCRIPTION
CP09*	CP09/M*	\$ 20.00	£ 14.40	€ 17,40	¥ 159.40	30 mm Removable Segment Cage Plate, 0.35" Thick
CP09T**	CP09T/M**	\$ 23.00	£ 16.56	€ 20,01	¥ 183.31	30 mm Removable Segment Cage Plate, 0.50" Thick

*One SM1RR Retaining Ring Included.

**Two SM1RR Retaining Rings Included.