

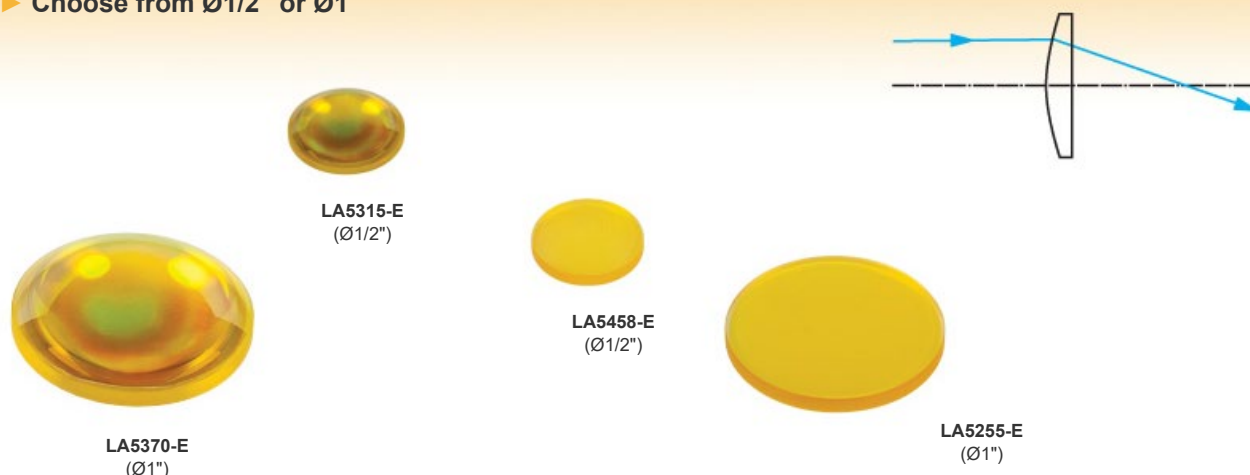
LA5956-E - April 3, 2024

Item # LA5956-E was discontinued on April 3, 2024. For informational purposes, this is a copy of the website content at that time and is valid only for the stated product.

CALCIUM FLUORIDE PLANO-CONVEX LENSES, AR COATED: 2 - 5 mm

► AR Coating Optimized for the 2 - 5 μm Range

► Choose from $\text{\O}1/2''$ or $\text{\O}1''$



OVERVIEW

Features

- Vacuum-Grade Calcium Fluoride Substrate
- $\text{\O}1/2''$ and $\text{\O}1''$ Versions Available
- Broadband AR Coating for the 2 - 5 μm Range
- Focal Lengths from 20.0 mm to 1000.0 mm

Thorlabs' $\text{\O}1/2''$ and $\text{\O}1''$ Calcium Fluoride (CaF_2) Plano-Convex Lenses are

available with a broadband AR coating optimized for the 2 μm to 5 μm spectral range deposited on both surfaces. This coating greatly reduces the surface reflectance of the substrate, yielding an average transmission in excess of 95% over the entire AR coating range. See the *Graphs* tab for detailed information.

Thorlabs also offers Uncoated CaF_2 Plano-Convex Lenses, which can be used over the range of 0.18 μm to 8 μm , and D-Coated CaF_2 Plano-Convex Lenses, which have a broadband AR coating for the 1.65 μm to 3.0 μm range.

CaF_2 is commonly used for applications requiring high transmission in the infrared and ultraviolet spectral ranges. The material exhibits a low refractive index, varying from 1.35 to 1.51 within its usage range of 180 nm to 8.0 μm . Calcium fluoride is also fairly chemically inert and offers superior hardness compared to its barium fluoride, magnesium fluoride, and lithium fluoride cousins.

Plano-Convex lenses have a positive focal length and approach best form for infinite and finite conjugate applications. Please click here for details concerning Best Form Lenses. These lenses focus a collimated beam to the back focus and collimate light from a point source. They are designed with minimal spherical aberration

Zemax Files

Click on the red Document icon next to the item numbers below to access the Zemax file download. Our entire Zemax Catalog is also available.



Key Specifications

Key Specifications	
Substrate Material	Vacuum-Grade Calcium Fluoride ^a
AR Coating Range	2 - 5 μm
Reflectance over Coating Range (Avg.)	<1.25%
Diameter Tolerance	+0.00/-0.10 mm
Thickness Tolerance	± 0.1 mm
Focal Length Tolerance	$\pm 1\%$
Surface Quality	40-20 Scratch-Dig
Surface Flatness (Plano Side)	$\lambda/2$
Spherical Surface Power ^b (Convex Side)	3 $\lambda/2$
Surface Irregularity (Peak to Valley)	$\lambda/2$
Centration	<3 arcmin
Clear Aperture	>90% of Diameter
Design Wavelength	588 nm

- Click Link for Detailed Specifications on the Substrate
- Much like surface flatness for flat optics, spherical surface power is a measure of the deviation between the surface of the curved optic and a calibrated reference gauge, typically for a 633 nm source, unless otherwise stated. This specification is also commonly referred to as surface fit.



and have a focal length which can be calculated using a simplified thick lens equation:

$$f = R/(n-1),$$

where n is the index of refraction and R is the radius of curvature of the lens surface.

Usage:

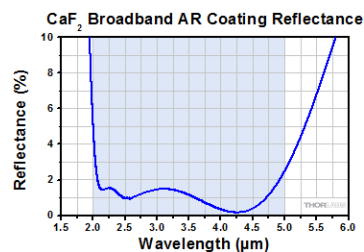
To minimize the introduction of spherical aberrations, light should be bent gradually as it propagates through the lens. Therefore, when using a plano-convex lens to focus a collimated light source, the collimated light should be incident on the curved surface. Similarly, when collimating a point source of light, the diverging light rays should be incident on the planar surface of the lens.



Selection Guide		
Calcium Fluoride Lenses	Other MIR Lenses	Other Spherical Singlets

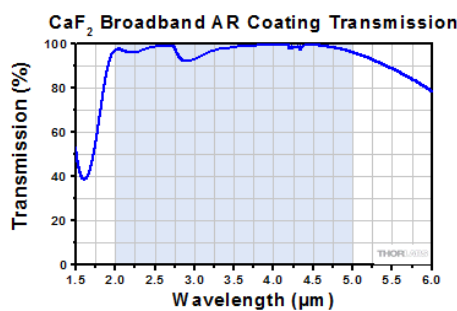
GRAPHS

2 - 5 μm AR Coating Graphs



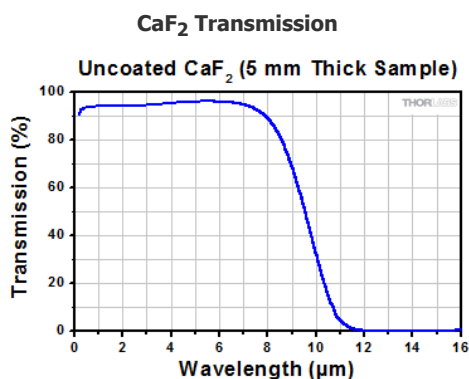
[Click Here for an Excel File with Plot Data](#)

Shown above is a graph of the measured percent reflectance of the enhanced AR coating as a function of wavelength. The average reflectance in the 2 - 5 μm range is <1.25%. The blue shading indicates the region for which the AR coating is optimized. Performance outside of the specified range is not guaranteed and varies from lot to lot. The excel file above provides the coating curve data over an extended wavelength range.



[Click Here for an Excel File with Plot Data](#)

Shown above is a graph of the measured percent transmission of the enhanced AR coating as a function of wavelength. The blue shading indicates the region for which the AR coating is optimized. Performance outside of the specified range is not guaranteed and varies from lot to lot. The excel file above provides the coating curve data over an extended wavelength range.



[Click to Enlarge](#)

[Click Here for an Excel File with Plot Data](#)
Shown above is a graph of the measured transmission of an uncoated, 5 mm thick sample of CaF_2 .

FOCAL LENGTH SHIFT

Wavelength-Dependent Focal Length Shift

The paraxial focal length of a lens is wavelength dependent. The focal length listed below for a given lens corresponds to the value at the design wavelength (i.e., the focal length at 588 nm). Since CaF_2 offers high transmission from 0.18 - 8.0 μm , users may wish to use these lenses at other popular wavelengths. Click on the icons below to view theoretically-calculated focal length shifts for wavelengths within the 0.18 - 8.0 μm range.

The blue shading indicates the region for which the AR coating is optimized. Please see the *Graphs* tab for more information.

Ø1/2" Plano-Convex Lenses

Item #	LA5315-E	LA5183-E	LA5458-E
Focal Length @ 588 nm	20.0 mm	50.0 mm	80.0 mm
Focal Length Shift (Click for Details)			
Raw Data (Click to Download)	Data	Data	Data

Ø1" Plano-Convex Lenses

Item #	LA5370-E	LA5763-E	LA5042-E	LA5817-E	LA5012-E	LA5714-E	LA5255-E	LA5464-E	LA5956-E	LA5835-E
Focal Length @ 588 nm	40.0 mm	50.0 mm	75.0 mm	100.0 mm	150.0 mm	200.0 mm	250.0 mm	500.0 mm	750.0 mm	1000.0 mm
Focal Length Shift (Click for Details)										
Raw Data (Click to Download)	Data	Data	Data	Data	Data	Data	Data	Data	Data	Data

MOUNTING OPTIONS



Click to Enlarge
LMR1 Fixed Mount with
Ø1" Lens



Click to Enlarge
CXY1A Translation Mount
and
SM1 Lens Tube Mounted
in a
30 mm Cage System



Click to Enlarge
LM2XY Translating Mount
with Ø2" Lens



Click to Enlarge
Ø1" Optic Mounted in a
ST1XY-S XY Translator

Recommended Mounting Options for Thorlabs Lenses

Item #		Mounts for Ø2 mm to Ø10 mm Optics
Imperial	Metric	
(Various)		Fixed Lens Mounts and Mini-Series Fixed Lens Mounts for Small Optics, Ø5 mm to Ø10 mm
(Various)		Small Optic Adapters for Use with Standard Fixed Lens Mounts, Ø2 mm to Ø10 mm
Item #		Mounts for Ø1/2" (Ø12.7 mm) Optics
Imperial	Metric	
LMR05	LMR05/M	Fixed Lens Mount for Ø1/2" Optics
MLH05	MLH05/M	Mini-Series Fixed Lens Mount for Ø1/2" Optics
LM05XY	LM05XY/M	Translating Lens Mount for Ø1/2" Optics
SCP05		16 mm Cage System, XY Translation Mount for Ø1/2" Optics
(Various)		Ø1/2" Lens Tubes, Optional SM05RRC Retaining Ring for High-Curvature Lenses (See Below)
Item #		Mounts for Ø1" (Ø25.4 mm) Optics
Imperial	Metric	


LMR1	LMR1/M	Fixed Lens Mount for $\varnothing 1"$ Optics
LM1XY	LM1XY/M	Translating Lens Mount for $\varnothing 1"$ Optics
ST1XY-S	ST1XY-S/M	Translating Lens Mount with Micrometer Drives (Other Drives Available)
CXY1A		30 mm Cage System, XY Translation Mount for $\varnothing 1"$ Optics
(Various)		$\varnothing 1"$ Lens Tubes, Optional SM1RRC Retaining Ring for High-Curvature Lenses (See Below)
Item #		Mount for $\varnothing 1.5"$ Optics
Imperial	Metric	
LMR1.5	LMR1.5/M	Fixed Lens Mount for $\varnothing 1.5"$ Optics
(Various)		$\varnothing 1.5"$ Lens Tubes, Optional SM1.5RR Retaining Ring for $\varnothing 1.5"$ Lens Tubes and Mounts
Item #		Mounts for $\varnothing 2"$ ($\varnothing 50.8$ mm) Optics
Imperial	Metric	
LMR2	LMR2/M	Fixed Lens Mount for $\varnothing 2"$ Optics
LM2XY	LM2XY/M	Translating Lens Mount for $\varnothing 2"$ Optics
CXY2		60 mm Cage System, XY Translation Mount for $\varnothing 2"$ Optics
(Various)		$\varnothing 2"$ Lens Tubes, Optional SM2RRC Retaining Ring for High-Curvature Lenses (See Below)
Item #		Adjustable Optic Mounts
Imperial	Metric	
LH1	LH1/M	Adjustable Mount for $\varnothing 0.28"$ ($\varnothing 7.1$ mm) to $\varnothing 1.80"$ ($\varnothing 45.7$ mm) Optics
LH2	LH2/M	Adjustable Mount for $\varnothing 0.77"$ ($\varnothing 19.6$ mm) to $\varnothing 2.28"$ ($\varnothing 57.9$ mm) Optics
VG100	VG100/M	Adjustable Clamp for $\varnothing 0.5"$ ($\varnothing 13$ mm) to $\varnothing 3.5"$ ($\varnothing 89$ mm) Optics
SCL03	SCL03/M	Self-Centering Mount for $\varnothing 0.15"$ ($\varnothing 3.8$ mm) to $\varnothing 1.77"$ ($\varnothing 45.0$ mm) Optics
SCL04	SCL04/M	Self-Centering Mount for $\varnothing 0.15"$ ($\varnothing 3.8$ mm) to $\varnothing 3.00"$ ($\varnothing 76.2$ mm) Optics
LH160C	LH160C/M	Adjustable Mount for 60 mm Cage Systems, $\varnothing 0.50"$ ($\varnothing 13$ mm) to $\varnothing 2.00"$ ($\varnothing 50.8$ mm) Optics
SCL60C	SCL60C/M	Self-Centering Mount for 60 mm Cage Systems, $\varnothing 0.15"$ ($\varnothing 3.8$ mm) to $\varnothing 1.77"$ ($\varnothing 45.0$ mm) Optics

Mounting High-Curvature Optics

Thorlabs' retaining rings are used to secure unmounted optics within lens tubes or optic mounts. These rings are secured in position using a compatible spanner wrench. For flat or low-curvature optics, standard retaining rings manufactured from anodized aluminum are available from $\varnothing 5$ mm to $\varnothing 4"$. For high-curvature optics, extra-thick retaining rings are available in $\varnothing 1/2"$, $\varnothing 1"$, and $\varnothing 2"$ sizes.

Extra-thick retaining rings offer several features that aid in mounting high-curvature optics such as aspheric lenses, short-focal-length plano-convex lenses, and condenser lenses. As shown in the animation to the right, the guide flange of the spanner wrench will collide with the surface of high-curvature lenses when using a standard retaining ring, potentially scratching the optic. This contact also creates a gap between the spanner wrench and retaining ring, preventing the ring from tightening correctly. Extra-thick retaining rings provide the necessary clearance for the spanner wrench to secure the lens without coming into contact with the optic surface.

$\varnothing 1/2"$ CaF₂ Plano-Convex Lenses, AR-Coated: 2 - 5 μm

Item #	Diameter	Focal Length	Diopter ^a	Radius of Curvature	Center Thickness	Edge Thickness ^b	Back Focal Length ^c	Reference Drawing
LA5315-E	1/2" (12.7 mm)	20.0 mm	+50.0	8.7 mm	4.3 mm	1.5 mm	17.0 mm	
LA5183-E	1/2" (12.7 mm)	50.0 mm	+20.0	21.7 mm	2.5 mm	1.5 mm	48.3 mm	
LA5458-E	1/2" (12.7 mm)	80.0 mm	+12.5	34.7 mm	2.1 mm	1.5 mm	78.5 mm	


Suggested Fixed Lens Mount: LMR05(M)

- a. Reciprocal of the Focal Length in Meters
- b. Edge thickness given before 0.2 mm at 45° typical chamfer.
- c. Measured at the design wavelength, 588 nm.

Part Number	Description	Price	Availability

LA5315-E	$\emptyset 1/2$ " CaF ₂ Plano-Convex Lens, f = 20 mm, AR-Coated: 2 - 5 μm	\$155.62	Today
LA5183-E	$\emptyset 1/2$ " CaF ₂ Plano-Convex Lens, f = 50 mm, AR-Coated: 2 - 5 μm	\$158.00	Today
LA5458-E	$\emptyset 1/2$ " CaF ₂ Plano-Convex Lens, f = 80 mm, AR-Coated: 2 - 5 μm	\$146.12	Today

$\emptyset 1$ " CaF₂ Plano-Convex Lenses, AR-Coated: 2 - 5 μm

Item #	Diameter	Focal Length	Diopter ^a	Radius of Curvature	Center Thickness	Edge Thickness ^b	Back Focal Length ^c	Reference Drawing
LA5370-E	1" (25.4 mm)	40.0 mm	+25.0	17.4 mm	7.5 mm	2.0 mm	34.7 mm	
LA5763-E	1" (25.4 mm)	50.0 mm	+20.0	21.7 mm	6.1 mm	2.0 mm	45.7 mm	
LA5042-E	1" (25.4 mm)	75.0 mm	+13.3	32.5 mm	4.6 mm	2.0 mm	71.8 mm	
LA5817-E	1" (25.4 mm)	100.0 mm	+10.0	43.4 mm	3.9 mm	2.0 mm	97.3 mm	
LA5012-E	1" (25.4 mm)	150.0 mm	+6.7	65.1 mm	3.3 mm	2.0 mm	147.7 mm	
LA5714-E	1" (25.4 mm)	200.0 mm	+5.0	86.8 mm	2.9 mm	2.0 mm	198.0 mm	
LA5255-E	1" (25.4 mm)	250.0 mm	+4.0	108.5 mm	2.7 mm	2.0 mm	248.1 mm	
LA5464-E	1" (25.4 mm)	500.0 mm	+2.0	216.9 mm	2.4 mm	2.0 mm	498.3 mm	
LA5956-E	1" (25.4 mm)	750.1 mm	+1.3	325.4 mm	2.2 mm	2.0 mm	748.5 mm	
LA5835-E	1" (25.4 mm)	1000.0 mm	+1.0	433.9 mm	2.2 mm	2.0 mm	998.6 mm	

Suggested Fixed Lens Mount: LMR1/(M)

- a. Reciprocal of the Focal Length in Meters
- b. Edge thickness given before 0.2 mm at 45° typical chamfer.
- c. Measured at the design wavelength, 588 nm.

Part Number	Description	Price	Availability
LA5370-E	$\emptyset 1$ " CaF ₂ Plano-Convex Lens, f = 40 mm, AR-Coated: 2 - 5 μm	\$212.64	Today
LA5763-E	$\emptyset 1$ " CaF ₂ Plano-Convex Lens, f = 50 mm, AR-Coated: 2 - 5 μm	\$224.51	Today
LA5042-E	$\emptyset 1$ " CaF ₂ Plano-Convex Lens, f = 75 mm, AR-Coated: 2 - 5 μm	\$261.33	Today
LA5817-E	$\emptyset 1$ " CaF ₂ Plano-Convex Lens, f = 100 mm, AR-Coated: 2 - 5 μm	\$148.49	Today
LA5012-E	$\emptyset 1$ " CaF ₂ Plano-Convex Lens, f = 150 mm, AR-Coated: 2 - 5 μm	\$160.36	Today
LA5714-E	$\emptyset 1$ " CaF ₂ Plano-Convex Lens, f = 200 mm, AR-Coated: 2 - 5 μm	\$161.56	Today
LA5255-E	$\emptyset 1$ " CaF ₂ Plano-Convex Lens, f = 250 mm, AR-Coated: 2 - 5 μm	\$186.51	Today
LA5464-E	$\emptyset 1$ " CaF ₂ Plano-Convex Lens, f = 500 mm, AR-Coated: 2 - 5 μm	\$154.44	Today
LA5956-E	$\emptyset 1$ " CaF ₂ Plano-Convex Lens, f = 750 mm, AR-Coated: 2 - 5 μm	\$160.36	Today
LA5835-E	$\emptyset 1$ " CaF ₂ Plano-Convex Lens, f = 1000 mm, AR-Coated: 2 - 5 μm	\$158.00	7-10 Days

